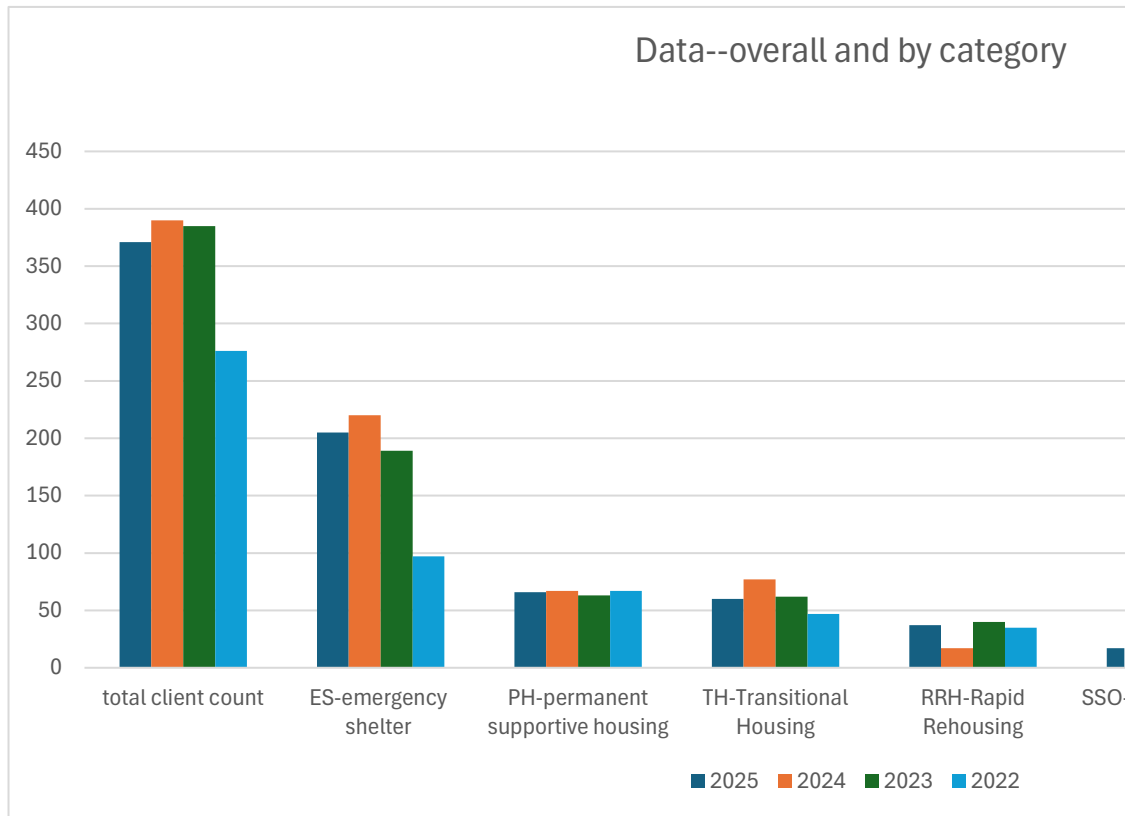


Juneau Homeless Population Count through AK-HMIS  
 January statistics

	2025	2024	2023	2022
total client count	371	390	385	276
ES-emergency shelter	205	220	189	97
PH-permanent supportive housing	66	67	63	67
TH-Transitional Housing	60	77	62	47
RRH-Rapid Rehousing	37	17	40	35
SSO-Services Only	17	15	29	29
HP-Homeless Prevention	6	12	21	8
SO-Street Outreach				6



# Demographics

## from the Alaska Homeless Management Information System (AKHMIS)

**\*DISCLAIMER:** Information does not account for homeless services organizations that do not participate in AKHMIS, such as Domestic Violence providers. Clients self-report all information. No documentation is required to verify a client's response in AKHMIS.

Start Date:

1/1/2022

Select a population to display:

All in System

End Date:

1/31/2022

Currently viewing data for: 1/1/2022 - 1/31/2022

**All in System**

Unduplicated Total Client Count: **276**

Data last updated:  
2/16/2025

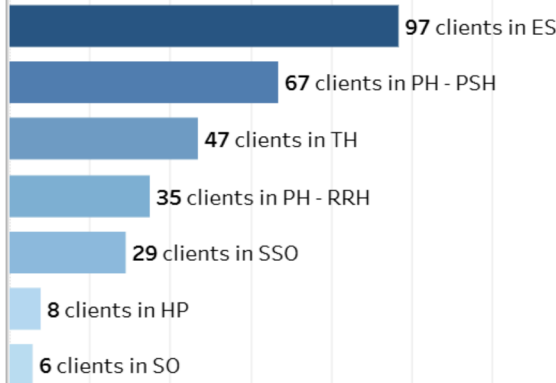
Available date range:  
1/1/2022 - 1/31/2025

Filter by Community:

- (All)
- Anchorage
- BoS
- BoS - Bethel
- BoS - Fairbanks
- BoS - Juneau
- BoS - Kenai
- BoS - Ketchikan
- BoS - Kodiak
- BoS - Mat-Su Valley

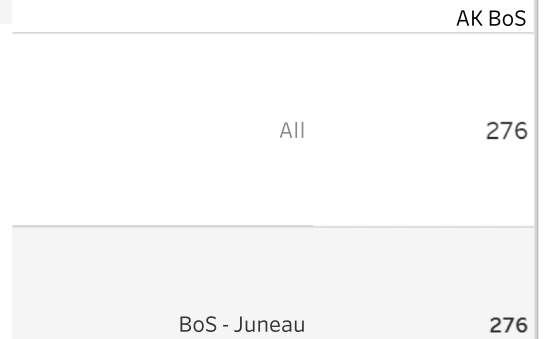
### AK Project Type

A client is counted in EACH Project Type where they had an enrollment  
(click to filter)



### Community

A client is counted in EACH community of enrollment

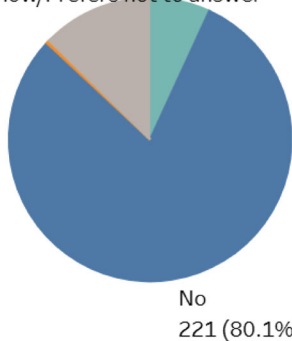


IMPORTANT NOTES: 1. Some graphics below will not display if filter(s) result in fewer than 10 total records.  
2. If a client has multiple enrollments within filter(s) selected, only data from the most recent record is used.

### Veteran

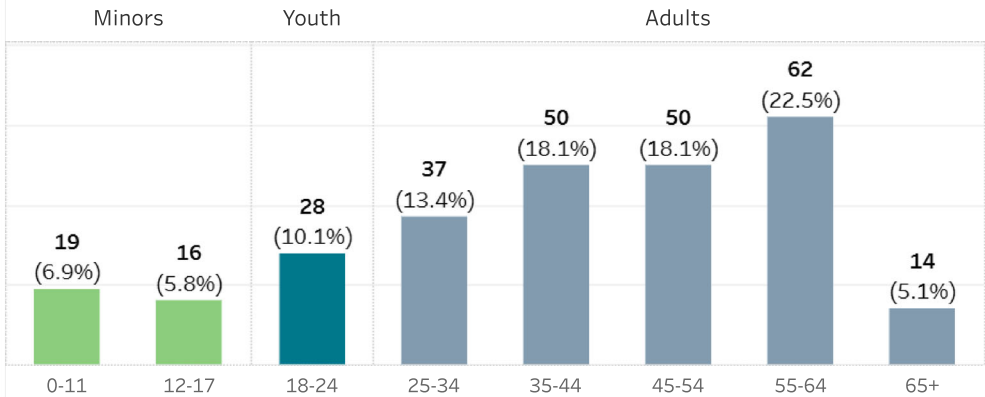
Self-reported U.S. Veteran status  
(click to filter)

Doesn't know/Prefers not to answer  
1 (0.4%)



### Age at Project Entry\*

\*Age at most recent enrollment (or age at 1/1/2022 if entry was prior to this date)  
(click to filter)



### Race/Ethnicity

Self-identified 1+ race/ethnicity; a client is counted in EACH applicable row  
(click to filter - if multiple selected, only those with ALL will remain)

American Indian, Alaska Native, or Indigenous	62.3%
Asian or Asian American	1.4%
Black, African American, or African	3.3%
Hispanic/Latina/e/o	4.3%
Native Hawaiian or Pacific Islander	5.4%
White	45.3%

### Gender

Self-identified 1+ gender  
(click to filter)

Man (Boy, if child)	182	65.9%
Woman (Girl, if child)	90	32.6%
Transgender	1	0.4%
Non-Binary	2	0.7%
Questioning	1	0.4%

# Demographics

## from the Alaska Homeless Management Information System (AKHMIS)

**\*DISCLAIMER:** Information does not account for homeless services organizations that do not participate in AKHMIS, such as Domestic Violence providers. Clients self-report all information. No documentation is required to verify a client's response in AKHMIS.

Start Date:

1/1/2023

Select a population to display:

All in System

End Date:

1/31/2023

Currently viewing data for: 1/1/2023 - 1/31/2023

**All in System**

Unduplicated Total Client Count: **385**

Data last updated:  
2/16/2025

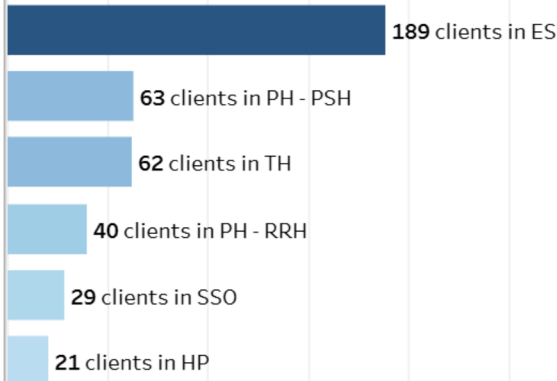
Available date range:  
1/1/2022 - 1/31/2025

Filter by Community:

- (All)
- Anchorage
- BoS
- BoS - Bethel
- BoS - Fairbanks
- BoS - Juneau
- BoS - Kenai
- BoS - Ketchikan
- BoS - Kodiak
- BoS - Mat-Su Valley

### AK Project Type

A client is counted in EACH Project Type where they had an enrollment  
(click to filter)



### Community

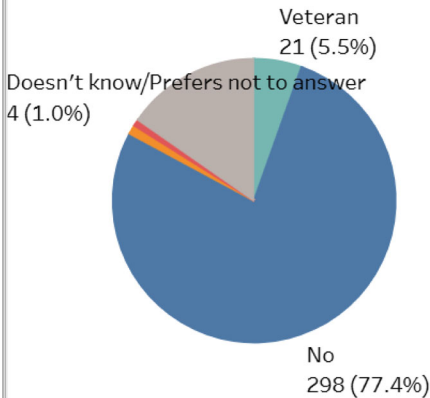
A client is counted in EACH community of enrollment

Community	Client Count
All	385
BoS - Juneau	385

IMPORTANT NOTES: 1. Some graphics below will not display if filter(s) result in fewer than 10 total records.  
2. If a client has multiple enrollments within filter(s) selected, only data from the most recent record is used.

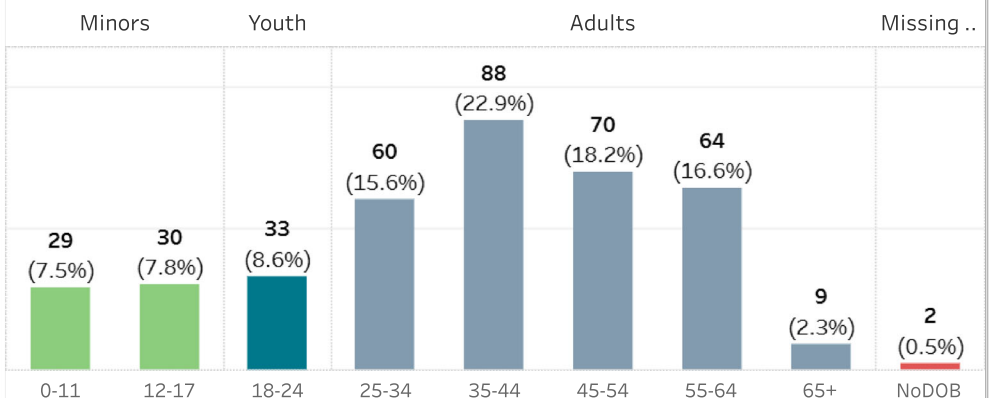
### Veteran

Self-reported U.S. Veteran status  
(click to filter)



### Age at Project Entry\*

\*Age at most recent enrollment (or age at 1/1/2022 if entry was prior to this date)  
(click to filter)



### Race/Ethnicity

Self-identified 1+ race/ethnicity; a client is counted in EACH applicable row  
(click to filter - if multiple selected, only those with ALL will remain)

American Indian, Alaska Native, or Indigenous	59.2%
Asian or Asian American	1.8%
Black, African American, or African	4.4%
Hispanic/Latina/e/o	5.7%
Native Hawaiian or Pacific Islander	3.9%
White	46.5%
Doesn't know/Prefers not to answer	0.5%
Missing Data	0.5%

### Gender

Self-identified 1+ gender  
(click to filter)

Man (Boy, if child)	243	63.1%
Woman (Girl, if child)	131	34.0%
Transgender	1	0.3%
Non-Binary	4	1.0%
Questioning	4	1.0%
Missing Data	2	0.5%

# Demographics

## from the Alaska Homeless Management Information System (AKHMIS)

**\*DISCLAIMER:** Information does not account for homeless services organizations that do not participate in AKHMIS, such as Domestic Violence providers. Clients self-report all information. No documentation is required to verify a client's response in AKHMIS.

Start Date:

1/1/2024

Select a population to display:

All in System

End Date:

1/31/2024

Currently viewing data for: 1/1/2024 - 1/31/2024

**All in System**

Unduplicated Total Client Count: **390**

Data last updated:  
2/16/2025

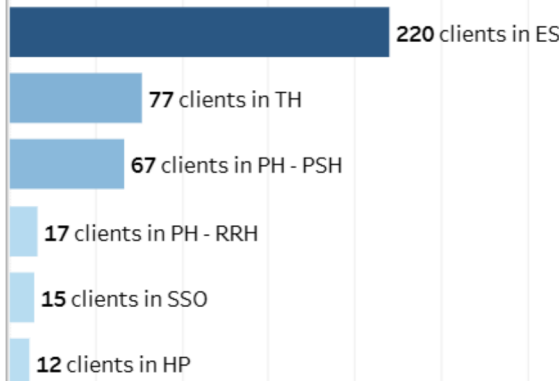
Available date range:  
1/1/2022 - 1/31/2025

Filter by Community:

- (All)
- Anchorage
- BoS
- BoS - Bethel
- BoS - Fairbanks
- BoS - Juneau
- BoS - Kenai
- BoS - Ketchikan
- BoS - Kodiak
- BoS - Mat-Su Valley

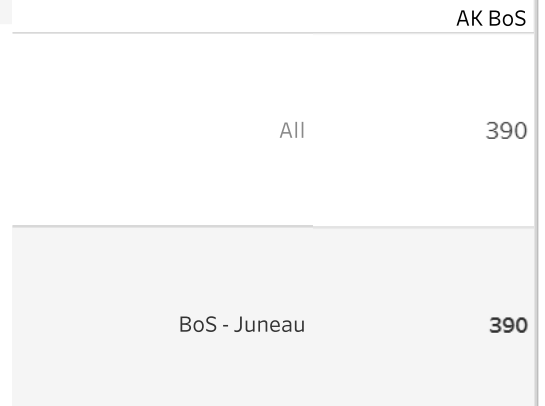
### AK Project Type

A client is counted in EACH Project Type where they had an enrollment (click to filter)



### Community

A client is counted in EACH community of enrollment

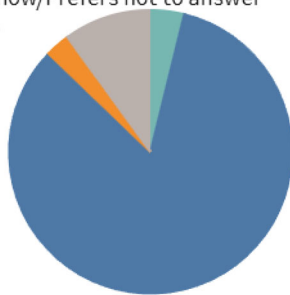


IMPORTANT NOTES: 1. Some graphics below will not display if filter(s) result in fewer than 10 total records.  
2. If a client has multiple enrollments within filter(s) selected, only data from the most recent record is used.

### Veteran

Self-reported U.S. Veteran status (click to filter)

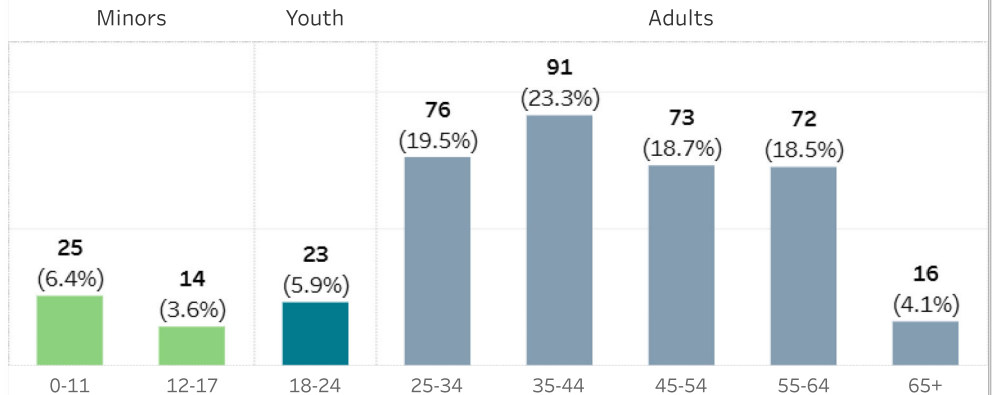
Doesn't know/Prefers not to answer  
11 (2.8%)



No  
325 (83.3%)

### Age at Project Entry\*

\*Age at most recent enrollment (or age at 1/1/2022 if entry was prior to this date) (click to filter)



### Race/Ethnicity

Self-identified 1+ race/ethnicity; a client is counted in EACH applicable row (click to filter - if multiple selected, only those with ALL will remain)

American Indian, Alaska Native, or Indigenous	60.5%
Asian or Asian American	2.1%
Black, African American, or African	3.3%
Hispanic/Latina/e/o	8.5%
Native Hawaiian or Pacific Islander	2.8%
White	41.5%
Doesn't know/Prefers not to answer	1.0%

### Gender

Self-identified 1+ gender (click to filter)

Man (Boy, if child)	257	65.9%
Woman (Girl, if child)	127	32.6%
Transgender	1	0.3%
Non-Binary	1	0.3%
Questioning	1	0.3%
No Single Gender	1	0.3%
Client doesn't know	1	0.3%
Client prefers not to answer	1	0.3%

# Demographics

## from the Alaska Homeless Management Information System (AKHMIS)

**\*DISCLAIMER:** Information does not account for homeless services organizations that do not participate in AKHMIS, such as Domestic Violence providers. Clients self-report all information. No documentation is required to verify a client's response in AKHMIS.

Start Date:

Select a population to display:

1/1/2025

All in System

End Date:

Currently viewing data for: 1/1/2025 - 1/31/2025

1/31/2025

All in System

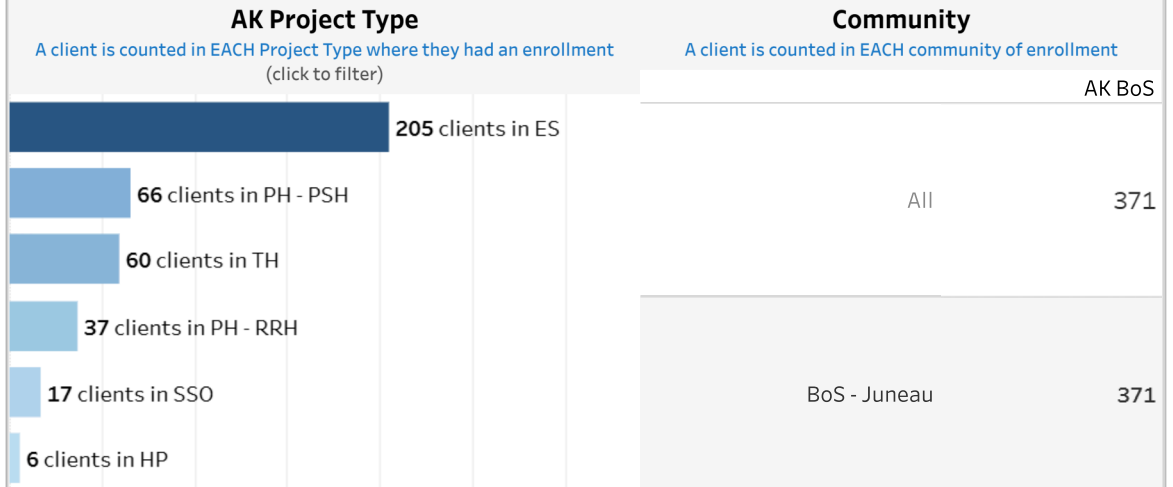
Unduplicated Total Client Count: **371**

Data last updated:  
2/16/2025

Available date range:  
1/1/2022 - 1/31/2025

Filter by Community:

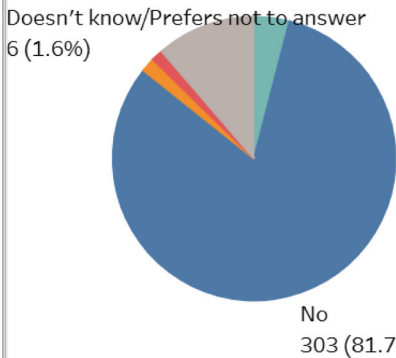
- (All)
- Anchorage
- BoS
- BoS - Bethel
- BoS - Fairbanks
- BoS - Juneau
- BoS - Kenai
- BoS - Ketchikan
- BoS - Kodiak
- BoS - Mat-Su Valley



IMPORTANT NOTES: 1. Some graphics below will not display if filter(s) result in fewer than 10 total records.  
2. If a client has multiple enrollments within filter(s) selected, only data from the most recent record is used.

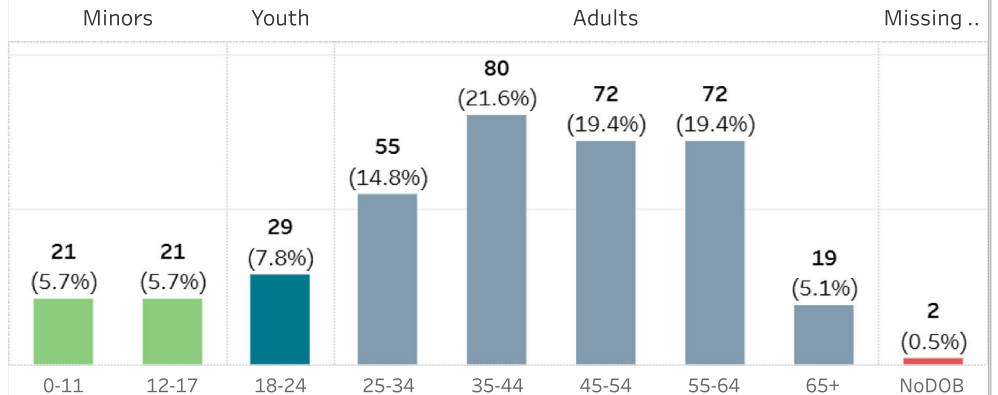
### Veteran

Self-reported U.S. Veteran status (click to filter)



### Age at Project Entry\*

\*Age at most recent enrollment (or age at 1/1/2022 if entry was prior to this date) (click to filter)



### Race/Ethnicity

Self-identified 1+ race/ethnicity; a client is counted in EACH applicable row (click to filter - if multiple selected, only those with ALL will remain)

American Indian, Alaska Native, or Indigenous	59.6%
Asian or Asian American	1.6%
Black, African American, or African	3.8%
Hispanic/Latina/e/o	7.8%
Native Hawaiian or Pacific Islander	3.5%
White	38.0%
Doesn't know/Prefers not to answer	1.1%
Missing Data	0.3%

### Gender

Self-identified 1+ gender (click to filter)

Man (Boy, if child)	243	65.5%
Woman (Girl, if child)	123	33.2%
Transgender	1	0.3%
Non-Binary	1	0.3%
Questioning	1	0.3%
Different Identity	1	0.3%
Client prefers not to answer	1	0.3%